

# SYVA MEDIUM THROW COLINEAR SOURCE



- L-Acoustics line source heritage
- 142 dB max SPL down to 35 Hz
- 35 m throw capability
- Exceptional coverage capability
- Streamlined design
- Plug-and-play package



COLINEAR SOURCE



DO SC



L-FIN



L-VENTS

## ELECTRO-ACOUSTICS



Syva is a Colinear Source system (patented) suited to medium throw applications. It is designed for professional sound reinforcement and high-end residential applications requiring high fidelity and SPL with minimum visual impact.


The Syva enclosure features six 5" MF speakers providing usable bandwidth to 87 Hz and three 1.75" HF diaphragm compression drivers, loaded by DO SC waveguides in a J-shaped progressive curvature. This transducer arrangement, called Colinear Source, produces an H/V 140° x 26° (+5/-21°) directivity pattern, optimized for ultra-wide horizontal coverage with extended throw capability.

The Syva Low enclosure features two K2 12" drivers and is designed to provide low frequency contour and extended bandwidth to the Syva system (9 dB contour with a low frequency limit at 40 Hz).

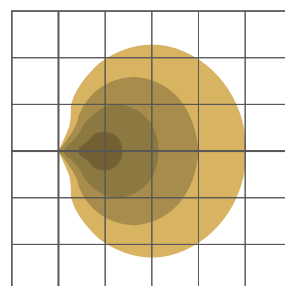

The Syva Sub enclosure features one high excursion 12" driver equipped with a KS28 woofer motor and is designed to further extend the bandwidth of the system in the sub frequency domain down to 27 Hz.

Both feature a bass-reflex cabinet equipped with L-Vents, reducing turbulence and port noise at high levels while increasing LF efficiency.

L-Acoustics amplified controllers ensure advanced crossover functions, time alignment, linearization and L-Drive protection of the transducers.



Syva combines the directivity benefits of line length and the coupling of HF DO SC waveguides to achieve a narrow vertical beam that is perfectly controlled down to 300 Hz. Syva focuses energy toward the back of the audience while providing smooth down-fill coverage to the front. Throw and SPL consistency are ensured from front, to back. The combination of extended 35 m throw and ultra-wide horizontal dispersion provides exceptional surface coverage for flat audiences.

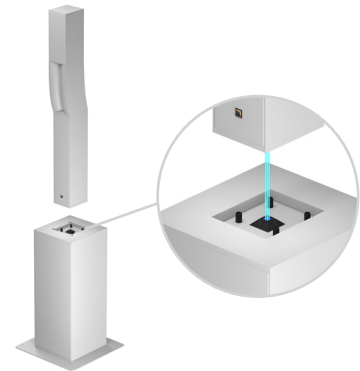


Syva vertical and horizontal SPL mappings from 1 kHz - 10 kHz. Scale: one square = 10 m (30 feet) and 3 dB per color. Design optimized for 5 to 40 m coverage, with base of Syva at 1 m above target audience zone.

## PHYSICAL



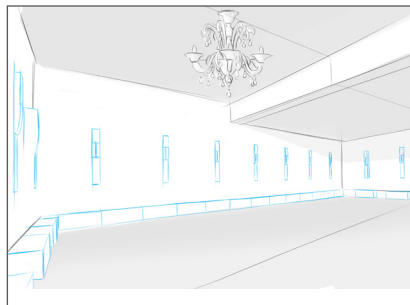
The cabinet combines the remarkable acoustic properties of birch and beech plywood. Its slim elegance makes for easy integration. RAL colors allow it to blend into any architecture. Syva Low and Syva Sub provide a stable podium base for Syva. The plug-and-play AutoConnect provides a rapid and secure audio and physical link.



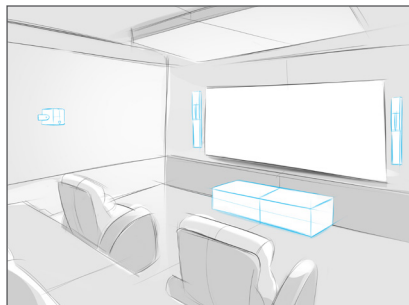
## APPLICATIONS AND BENEFITS

In fixed installations Syva is particularly suited to sound reinforcement in architectural settings and acoustically challenging environments where a combination of high intelligibility, high SPL and extended bandwidth are required. Its high fidelity sonic signature and elegant lines can satisfy high-end residential projects as well as L-ISA immersive multi-channel systems.


For rental events, Syva is fast to deploy and simple to rig. Its outstanding throw capability can satisfy production needs in large spaces and ballrooms where elegance and discretion are a must.



L-ISA Auditorium



Home Cinema




Trade Show




Corporate Event




Performing Arts Center




Amphitheatre



Lounge Bar




Fashion Show



House of Worship


## RIGGING

Syva can be stacked as a standalone system or secured onto one of its LF extensions. Wall-mounting and flying are also possible.




### SYVA BASE

Baseplate for  
Syva, Syva Low & Syva Sub




### SYVA WALL

Wall-mount for Syva




### SYVA POLE

Pole-mount adapter for Syva



### SYVA BAR

Rigging bar for Syva  
(combined here with Clamp250)



## TRANSPORT ACCESSORIES

### SYVA-COV

Protective cover for Syva enclosure



### SYVALF-COV

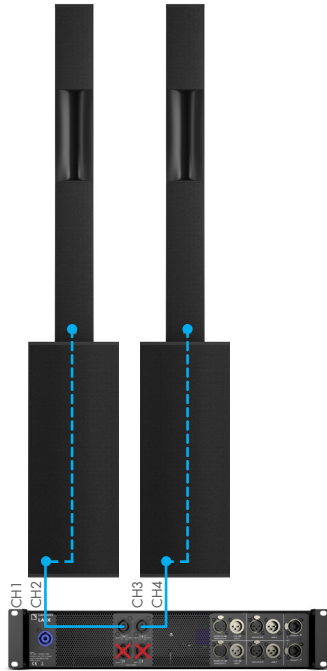
Protective cover for Syva Low  
or Syva Sub enclosure



## AMPLIFIED CONTROLLERS

### LA4X: amplified controller with DSP

4 x 1000 W/8 ohms or 4 ohms  
4 inputs x 4 outputs architecture  
Max 4 enclosures per amplified controller



### L-CASE: transport and operation case for electronics



## SUBWOOFER

### SYVA LOW: high power subwoofer

System bandwidth: 40 Hz - 20 kHz  
Ratio of 1 Syva Low to 1 Syva  
Contour reinforced by 9 dB



### SYVA SUB: infra subwoofer

System bandwidth: 27 Hz - 20 kHz  
Ratio of 2 Syva Sub to 1 Syva Low and 1 Syva  
Contour reinforced by 12 dB



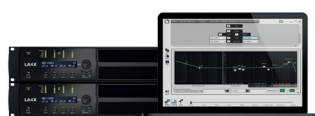
## SOFTWARE

### SOUNDVISION: simulation software



3D electro-acoustic & mechanical  
simulation software

### LA NETWORK MANAGER: control & monitoring software



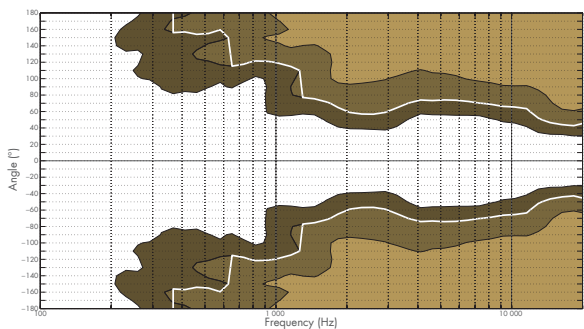
Real-time control  
and monitoring up to 253 units.  
Multiple network topologies

# SPECIFICATIONS: SYVA

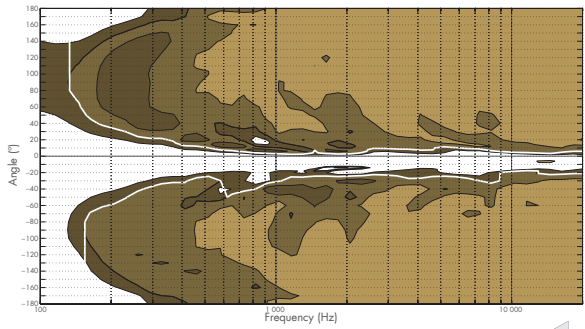
Description	2-way-passive enclosure, amplified by LA2Xi <sup>2</sup> / LA4X / LA8 / LA12X
Usable bandwidth (-10 dB)	87 Hz - 20 kHz ([SYVA])
Maximum SPL <sup>1</sup>	137 dB ([SYVA])
Nominal directivity	Horizontal: 140° (>1 kHz) Vertical: +5/-21° in J shape (>1 kHz)
Transducers	MF: 6 × 5" HF: 3 × 1.75", compression driver
Acoustical load	MF: bass-reflex, L-Vents HF: DOSC, L-Fins
Nominal impedance	8 Ω
Connectors	IN: 4-point speakON® and screw terminal AutoConnect
Rigging and handling	DIN580 - compatible M8 threaded insert for secondary safety 2 integrated inserts for rigging accessory
Weight (net)	21 kg / 46 lb
Cabinet	First grade Baltic beech and birch plywood
Front	Steel grill with anti-corrosion coating Acoustically neutral 3D fabric
Finish	Fine grain dark grey brown Pantone 426C
IP	IP54

1- Peak level at 1 m under free field conditions using pink noise with crest factor 4 (preset specified in brackets).  
2- For Max SPL values using LA2Xi, refer to LA2Xi system specification sheet.

## DIRECTIVITY/BEAMWIDTH



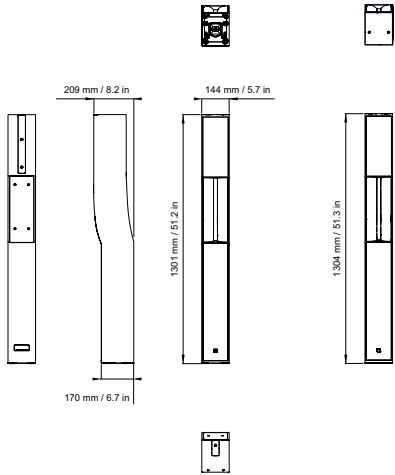
Beamwidth Syva horizontal 1/3 oct



Beamwidth Syva vertical 1/3 oct



## DIMENSIONS



# SPECIFICATIONS: SYVA LOW

Description	High power subwoofer, amplified by LA2Xi <sup>2</sup> / LA4X / LA8 / LA12X
Low frequency limit (-10 dB)	40 Hz ([SYVA LOW_100])
Maximum SPL <sup>1</sup>	137 dB ([SYVA LOW_100])
Transducers	LF: 2 × 12"
Acoustical load	Bass-reflex, L-Vents
Nominal impedance	4 Ω
Connectors	IN: 4-point speakON® AutoConnect
Weight (net)	29 kg / 64 lb
Cabinet	First grade Baltic beech and birch plywood
Front	Steel grill with anti-corrosion coating Acoustically neutral 3D fabric
Finish	Fine grain dark grey brown Pantone 426C
IP	55

1- Peak level at 1 m under half space conditions using pink noise with crest factor 4 (preset specified in brackets).  
2- For Max SPL values using LA2Xi, refer to LA2Xi system specification sheet.

# SPECIFICATIONS: SYVA SUB

Description	Infra low frequency subwoofer, amplified by LA2Xi <sup>2</sup> / LA4X / LA8 / LA12X
Low frequency limit (-10 dB)	27 Hz ([SYVA SUB_100])
Maximum SPL <sup>1</sup>	128 dB ([SYVA SUB_100])
Transducers	LF: 1 × 12"
Acoustical load	Bass-reflex, L-Vents
Nominal impedance	8 Ω
Connectors	IN: 4-point speakON® AutoConnect
Weight (net)	27 kg / 60 lb
Cabinet	First grade Baltic beech and birch plywood
Front	Steel grill with anti-corrosion coating Acoustically neutral 3D fabric
Finish	Fine grain dark grey brown Pantone 426C
IP	55

1- Peak level at 1 m under half space conditions using pink noise with crest factor 4 (preset specified in brackets).  
2- For Max SPL values using LA2Xi, refer to LA2Xi system specification sheet.

# DIMENSIONS

