



# dV-DOSC SYSTEM

WAVEFRONT SCULPTURE TECHNOLOGY

As a derivative of legendary V-DOSC®, the L-ACOUSTICS dV-DOSC SYSTEM establishes a reference in Line Source Array technology. Packaged in a sleek compact design, dV-DOSC is intended to fulfil the highest demands of audio professionals and delivers the ultimate performance level in its category. dV-DOSC fulfils the five WST® (Wavefront Sculpture Technology) criteria in line with the scientific concepts introduced by L-ACOUSTICS®.

The L-ACOUSTICS® dV-DOSC system meets the demands of both the fixed installation and rental production markets. The main system components consist of the following:

- dV-DOSC full range element operating in the 65 Hz to 20 kHz bandwidth.
- dV-SUB complimentary low frequency extension element operating from 35 Hz.
- LA8 amplified controller.


dV-DOSC delivers a considerable number of improvements over the traditional sound reinforcement approach particularly with regard to the intelligibility and overall clarity of vocal material. Utilizing WST® technology dV-DOSC (although compact by design) allows for even coverage of extremely large acoustic environments where the number of elements (array height) constitutes the main factor in establishing the system throw, coverage pattern, and directivity control parameters.

With a fixed horizontal directivity of 120° and a vertical inter-element variation of between 0° and 7.5°, dV-DOSC is fully configurable to match any audience geometry. Utilizing the unrivalled characteristics of WST®, dV-DOSC delivers clarity, precision, and a unique near field proximity effect offering the audience an incomparable listening experience.

Packaged in a lightweight and compact enclosure, dV-DOSC combines extremely quick set up and system integration. Its rigging and acoustic characteristics are designed to offer a full compatibility with V-DOSC® and can be utilized seamlessly as a V-DOSC® down fill extension for stadium and arena concert applications. As a standalone system, its compact size and low weight complies with rigging limitations in theatres, performing art centers, concert halls, convention centers, sport facilities, and TV/Broadcast studios with the added bonus of being visually discrete.

The dedicated LA8 amplified controller delivers an extremely advanced and precise drive system for dV-DOSC. System performance is optimized by a dedicated preset library exclusively designed for the LA8 controller. A wide range of system configurations are available for the sound designer and system engineer allowing for a high level of creative freedom. Additional features include an intelligent 2 way transducer protection circuit (real time PEAK and RMS) and a unique contour EQ interface allowing instant contouring of the line source array. A single LA8 can drive up to 6 dV-DOSC cabinets in a full range preset configuration for vocals and light music material. Alternatively, an LA8 can drive 3 dV-DOSC and 2 dV-SUB for medium music applications, while for more demanding low-end reinforcement the SBI 18 or SB28 subwoofers can be deployed as part of a 3 way system.

dV-DOSC configurations can be acoustically and mechanically modeled with the proprietary L-ACOUSTICS® SOUNDVISION 3D simulation software. The dV-DOSC software predictions realized in SOUNDVISION are modeled on the preset parameters of the LA8 amplified controller. In addition to the above, the L-ACOUSTICS® LA NETWORK MANAGER software offers remote control and monitoring of the amplified controllers via a user-friendly and intuitive graphic interface. The design of complex and sophisticated systems is made possible by the integration of an Ethernet-based network capability which allows simultaneously networking up to 253 LA8 units.



**dV-DOSC**

Full range active 2-way WST cabinet  
 Usable bandwidth: 65 Hz to 20 kHz  
 Transducers: 2 x 8" LF + 1 x 3" HF  
 (diaphragm compression driver) mounted on DOSC® waveguide  
 Horizontal directivity: 120° (from 1 to 20 kHz)  
 Vertical flexibility: 0° to 7.5° - Weight: 31.8 kg/70.1 lbs

4 x 1800 W per channel into 4 ohms  
 9 presets dedicated to dV-DOSC, 8 presets dedicated to dV-SUB  
 LA NETWORK MANAGER remote control software

**dV-SUB**

Low frequency extension cabinet  
 Low frequency limit: 35 Hz  
 Transducers: 3 x 15" LF - Weight: 93 kg/205 lbs

**dV-BUMP and dV-BUMP2**

Rigging structures for flying or stacking dV-DOSC and dV-SUB  
 Certified for flying up to 24 dV-DOSC or 12 dV-DOSC + 4 dV-SUB  
 Certified for stacking up to 12 dV-DOSC  
 Always verify system setup mechanical conformity using SOUNDVISION

**LA8**

Amplified Controller with DSP library and networking capabilities  
 2 analogue inputs and four amplifier channel outputs

**SOUNDVISION**

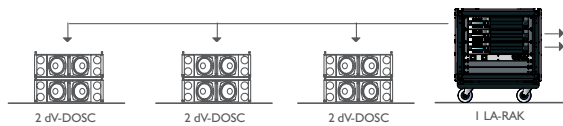
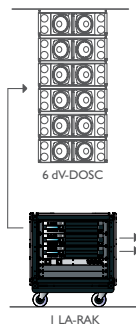
Electro-acoustic and mechanical simulation software  
 (Windows® compatible) dedicated to L-ACOUSTICS products.

SYSTEM CONFIGURATION

Three main dV-DOSC system operation modes are available: **“Full Range”**, **“High Pass”**, and **“LF extension”**

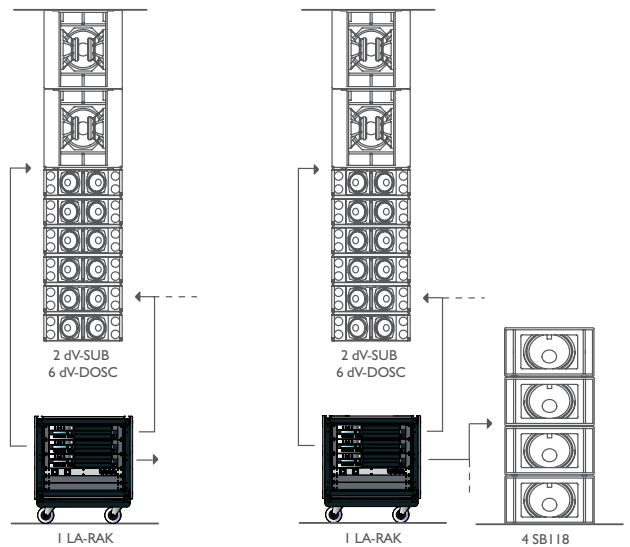
- The **“Full Range”** mode is for standalone dV-DOSC line source array or distributed applications. A single LA8 can drive up to 6 dV-DOSC from one or two inputs.

Presets: [dV\_LO/HI] - Line Source (standard/increased HF contour)  
 Preset: [dV\_FI] - Single or paired dV-DOSC for distributed application



- The **“LF extension”** mode consists of a coupled dV-DOSC/ dV-SUB configuration with a ratio of 1 dV-SUB to 3 dV-DOSC. In this application, a single LA8 can drive up to 2 dV-SUB and 3 dV-DOSC from one or two inputs. 2 additional presets are available with a 60 Hz high-pass filter allowing the dV-DOSC system to be used within an active 4-way configuration.

Presets: [dV\_dV-S\_LO/HI] - Line Source (standard/increased HF contour) + LF extension  
 Presets: [dV\_dV-S\_LO/HI60] - Line Source (standard/increased HF contour) + LF extension + 60 Hz high-pass filter for additional subwoofers



- The **“High Pass”** mode consists of a configuration using SB28/218/118 subwoofers with a ratio of 1 SB28/218 or 2 SB118 to 3 dV-DOSC.

Presets: [dV\_LO/HI\_100] - Line Source (standard/increased HF contour) + 100 Hz high-pass filter for additional subwoofers

**Note:** In the high-pass mode the dV-DOSC can also be used as an up or down fill reinforcement system for a KI or V-DOSC main system.

