

A15i FOCUS MEDIUM THROW LINE SOURCE



CONSTANT CURVATURE
LINE SOURCE



DOSC



L-VENTS



PANFLEX

A15i Focus is the installation version of the A15 Focus, designed for medium throw installation applications. A15i Focus shares identical sonic performance with its touring counterpart but features a sleeker design and streamlined mounting hardware for greater integration.

With a tightly-controlled 10° enclosure coverage, the passive A15i Focus boasts an impressive output of 144 dB and ensures projection up to 45 m. Panflex allows users to adapt directivity to the audience geometry and ensures exceptional frequency response stability.

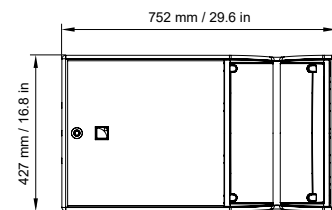
Combinations of A15i Focus and A15i Wide can be flown or stacked to form a vertical line source. A15i Focus can also be used individually as a configurable directivity point source for front fill or delay where narrow coverage is required.

A15i Focus provides the low frequency contour of a large concert system and KS21i subwoofer further reinforces the contour and extends the bandwidth to 29 Hz.

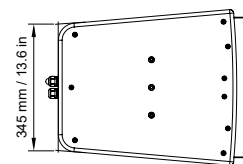
A15i Focus is a discreet, powerful and versatile solution with a wide range of install-specific accessories to facilitate any integration scenario in large theaters, houses of worship, clubs, convention centers and sports venues.

SPECIFICATIONS

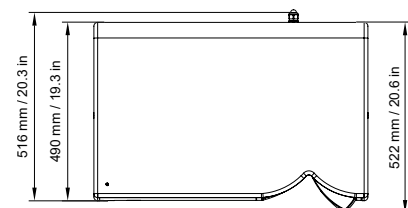
Description	2-way passive constant curvature WST 10°, amplified by LA2Xi ² / LA4X / LA8 / LA12X
Usable bandwidth (-10 dB)	41 Hz - 20 kHz ([A15])
Maximum SPL¹	144 dB ([A15])
Nominal directivity	Enclosure: 10° L-Fins: 70° / 110° symmetric or 90° asymmetric
Transducers	LF: 1 × 15" cone driver HF: 1 × 3" diaphragm neodymium compression driver
Acoustical load	LF: bass-reflex, L-Vents HF: DOSC waveguide, L-Fins
Nominal impedance	8 Ω
Connectors	4-point terminal block with push-in connection Connector sealing plate with cable gland
Rigging and handling	external rigging kits M6 inserts for rigging plates and accessories M8 inserts for A-U15i
Safety	1 DIN580-compatible M8 threaded insert
Weight (net)	32 kg / 71 lb
Cabinet	Premium grade Baltic beech and birch plywood
Front	Coated steel grill Acoustically neutral 3D fabric
Finish	Dark grey brown Pantone 426 C Pure white RAL 9010 Custom RAL code on special order
IP	IP55



Front



Side



Top

¹ Peak level at 1 m under free field conditions using pink noise with crest factor 4 (preset specified in brackets).

² For Max SPL values using LA2Xi, refer to LA2Xi system specification sheet.

A15i WIDE MEDIUM THROW LINE SOURCE



A15i Wide is the installation version of the A15i Wide, designed for medium throw installation applications. A15i Wide shares identical sonic performance with its touring counterpart but features a sleeker design and streamlined mounting hardware for greater integration.

The 30° enclosure of A15i Wide enables a compact array to provide expansive coverage while preserving sightlines. Panflex allows users to adapt directivity to the audience geometry and ensures exceptional frequency response stability.

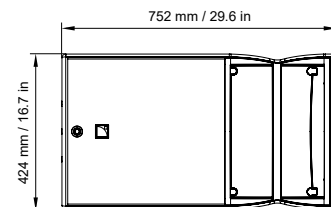
Combinations of A15i Wide and A15i Focus can be flown or stacked to form a vertical line source. A15i Wide can also be used individually as a configurable directivity point source for various applications from mains to fills and delays.

A15i Wide deploys radially to offer broad horizontal coverage, particularly suited as mains or center cluster. A15i Wide provides the low frequency contour of a large concert system and KS21i subwoofer further reinforces the contour and extends the bandwidth to 29 Hz.

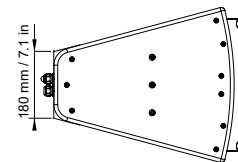
A15i Wide is a discreet, powerful and versatile solution with a wide range of install-specific accessories to facilitate any integration scenario in large theaters, houses of worship, clubs, convention centers and sports venues.

SPECIFICATIONS

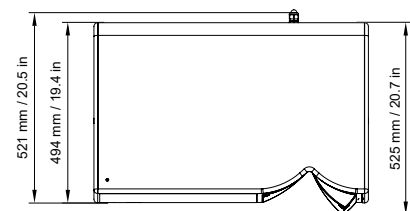
Description	2-way passive constant curvature WST 30°, amplified by LA2Xi ² / LA4X / LA8 / LA12X
Usable bandwidth (-10 dB)	42 Hz - 20 kHz ([A15])
Maximum SPL¹	141 dB ([A15])
Nominal directivity	Enclosure: 30° LFins: 70° / 110° symmetric or 90° asymmetric
Transducers	LF: 1 × 15" cone driver HF: 1 × 3" diaphragm neodymium compression driver
Acoustical load	LF: bass-reflex, L-Vents HF: DOSC waveguide, L-Fins
Nominal impedance	8 Ω
Connectors	4-point terminal block with push-in connection Connector sealing plate with cable gland
Rigging and handling	external rigging kits M6 inserts for rigging plates and accessories M8 inserts for A-U15i
Safety	1 DIN580-compatible M8 threaded insert
Weight (net)	29 kg / 64 lb
Cabinet	Premium grade Baltic beech and birch plywood
Front	Coated steel grill Acoustically neutral 3D fabric
Finish	Dark grey brown Pantone 426 C Pure white RAL 9010 Custom RAL code on special order
IP	IP55



Front



Side



Top

¹ Peak level at 1 m under free field conditions using pink noise with crest factor 4 (preset specified in brackets).

² For Max SPL values using LA2Xi, refer to LA2Xi system specification sheet.